

# Reception

## Summer 1

### Bugs and Beasties

#### Vocabulary

Digraph - two letters that make one sound e.g. **sh ai ee**

Trigraph - three letters that make one sound e.g. **igh ear air**

Vowels - help 'stick' letters together to make words

Subitising - The ability to look at a small number of objects and recognise how many objects there are without needing to count.

Non-Fiction / Fiction

Story Language - Next, after that, finally, suddenly, said, then, soon, once upon a time

#### Our Learning

- Develop patience with each other.
- Expressing clearly what they like or do not like.
- Outdoor Learning—**Get outside as much as you can!**
- Developing fine motor skills e.g. scissor and pencil grip and control
- Handwriting - forming the letters correctly
- Using phonic knowledge to write words and sentences
- Building confidence and resilience - "I can do it!"
- Explore addition, subtraction and mental recall of facts from 0-10
- Observing changes in minibeasts and frogs as they transition throughout their lifecycle.

#### Key Dates

**Monday 19th April—INSET Day**

**Tuesday 4th May—Parent conferences 3:30-6pm**

**Thursday 6th May—Parent conferences 5-7:30pm**

**Thursday 27th May—Last day of term**

**Friday 28th May—INSET Day**



Well-being

Community

Wider Life Opportunities

Outdoor Learning

## Children's Interests

We will be following the children's interests daily, so topics, stories and themes may change.



## What the Ladybird Heard—Julia Donaldson

- Drawing maps and writing labels
- Making predictions
- Discussing our favourite parts and how they may be different to other peoples.

## The Teeny Weeny Tadpole — Sheridan Cain

- Discuss things we can now achieve and things we still want to learn.
- Look at the life-cycle of a tadpole/frog.
- Observe tadpoles/frogs in Jack's Pond and discuss the changes that are occurring.

## The very impatient caterpillar




- What happens to caterpillars for them to transform into butterflies.
- Comparing the story to our own caterpillars.
- Discussing what they find difficult and how we all find different things tricky.
- Look at the life-cycle of a caterpillar/butterfly

## PSED

This half term we will be continuing to develop the children's social skills and encouraging them to use gentle hands and kind words when communicating with each other.

We will be encouraging teamwork as well as playing games against each other to allow them to understand how it feels to win and lose and develop the skills of resilience and respect.

We encourage you to play a range of games with your children at home and talk about how you all feel when you win and lose. Think about how your reactions can change how people feel too.



Well-being

Community

Wider Life Opportunities

Outdoor Learning